

Table of Contents - Click the link to go to the appropriate page. Click the image or door style label to return.

[Group G2, Charleston Antique White](#)

[Group G2, York Antique White](#)

[Group G2, Charleston Saddle](#)

[Group G2, York Chocolate](#)

[Group G2, Tahoe White](#)

[Group G2, Tahoe Dove](#)

[Group G2, Shaker Espresso](#)

[Group G2, Shaker White](#)

[Group G2, Shaker Grey](#)

[Group G2, Shaker Antique White](#)

[Group G2, Shaker Dove](#)

[Group G2, Sonoma Spice](#)

[Group G2, Sonoma Mocha](#)

[Group G2, Sonoma White](#)

[Group TN, Calumet Ivory](#)

[Group TN, Calumet Mocha](#)

[Group TN, Arlington Oatmeal](#)

[Group TN, Belmont Gibraltar Gray](#)

[Group TN, Saratoga Cinnamon](#)

[Group TN, Avalon Ashen](#)

[Group TN, Liberty Shaker Espresso](#)

[Group TN, Liberty Shaker Gray](#)

[Group TN, Liberty Shaker White](#)

[Group TN, Portland Chestnut](#)

[Group TN, Providence Espresso](#)

[Group TN, Providence White](#)

[Group TN, Sonoma Espresso](#)

[Group J, Salem Cherry](#)

[Group J, Salem Brown](#)

[Group J, Bristol Golden](#)

[Group J, Bristol Cherry](#)

[Group J, Bristol Brown](#)

[Group J, Amesbury Golden](#)

[Group J, Amesbury Cherry](#)

[Group J, Amesbury Brown](#)

[Group J, Amesbury Espresso](#)

[Group J, Quincy Golden](#)

[Group J, Quincy Cherry](#)

[Group J, Quincy Brown](#)

[Group J, Quincy Espresso](#)

[Group J, Plymouth White](#)

[Group J, Norwich Slab](#)

[Group J, Norwich Recessed](#)

[Group J, Trenton Slab](#)

[Group J, Trenton Recessed](#)

[Group J, Yarmouth Slab](#)

[Group J, Yarmouth Recessed](#)

[Group J, Yarmouth Raised](#)

[Group M, Lenox Linen Glazed](#)

[Group M, Ritz Espresso Glazed](#)

[Group M, Shaker Bourbon](#)

[Group M, White Slab Shaker](#)

[Group M, Lenox Mocha Glazed](#)

[Group M, Lenox Café Glazed](#)

[Group M, Bailey Espresso](#)

[Group G3, Essex Cherry](#)

[Group G3, Hanover Honey](#)

[Group G3, Manchester Antique White](#)

[Group G3, Manhattan Espresso](#)

[Group G3, Mediterranean Chocolate](#)

[Group G3, Shaker White](#)

[Group MI, Bristol Antique White](#)

[Group MI, Bristol Chocolate](#)

[Group MI, Charleston Antique White](#)

[Group MI, Charleston Cherry](#)

[Group MI, Charleston Saddle](#)

[Group MI, Charleston Toffee](#)

[Group MI, York Antique White](#)

[Group MI, York Chocolate](#)

[Group MI, York Saddle](#)

[Group MI, Shaker Cinnamon](#)

[Group MI, Shaker Espresso](#)

[Group MI, White Shaker Elite](#)

[Group MI, Key Largo White](#)

[Group MI, Madison Chocolate](#)

[Group MI, Madison Toffee](#)

[Group G4, Shaker White](#)

[Group G4, Shaker Grey](#)

[Group G4, Shaker Espresso](#)

[Group MA, Nantucket Linen](#)

[Group MA, Savannah Honey](#)

[Group MA, Savannah Merlot](#)

[Group MA, Newport Espresso](#)

[Group MA, Newport Honey](#)

[Group MA, Newport Merlot](#)

[Group MA, Harbor White](#)

[Group CA, Antique White](#)

[Group CA, Bristol Saddle](#)

[Group CA, Shaker White](#)

[Group CA, Shaker Espresso](#)

[Group CA, Shaker Grey](#)

[Group G1, Shaker Saddle](#)

[Group G1, Charleston Chocolate Glazed](#)

[Group T, Shaker Espresso](#)

[Group T, Wellsboro Mocha](#)



Group G2, Charleston Antique White

Solid Birch Frame with MDF Center Panel

Glue & Staple or Metal Clip Assembly

Full Overlay Doors and Drawers


Under Mount Full Extension Soft Close Drawer Glides

Concealed European Style Hinges with Soft Close Feature

UV Coated Natural Interior

½" Plywood Box with Painted Exterior

Stocking Location: Georgia and Nevada



Group G2, York Antique White

Solid Birch Frame with MDF Center Panel

Glue & Staple or Metal Clip Assembly

Full Overlay Doors and Drawers

Under Mount Full Extension Soft Close Drawer Glides

Concealed European Style Hinges with Soft Close Feature

UV Coated Natural Interior

½" Plywood box with Painted Exterior

Stocking Location: Georgia and Nevada



Group G2, Charleston Saddle

Solid Birch Frame With Solid Birch Center Panel

Glue & Staple or Metal Clip Assembly

Full Overlay Doors and Drawers

Under Mount Full Extension Soft Close Drawer Glides

Concealed European Style Hinges with Soft Close Feature

UV Coated Natural Interior

½" Plywood Box with Stained Exterior

Stocking Location: Georgia and Nevada



Group G2, York Chocolate

Solid Birch Frame with Veneered MDF Center Panel
Glue & Staple or Metal Clip Assembly
Full Overlay Doors and Drawers
Under Mount Full Extension Soft Close Drawer Glides
Concealed European Style Hinges with Soft Close Feature
UV Coated Natural Interior
½" Plywood Box with Stained Exterior
Stocking Location: Georgia and Nevada



Group G2, Tahoe White

Five-piece HDF Door

Glue & Staple or Metal Clip Assembly

Full Overlay Doors and Drawers


Under Mount Full Extension Soft Close Drawer Glides

Concealed European Style Hinges with Soft Close Feature

UV Coated Natural Interior

½" Plywood Box with Stained Exterior

Stocking Location: Georgia



Group G2, Tahoe Dove

Five-piece HDF Door

Glue & Staple or Metal Clip Assembly

Full Overlay Doors and Drawers

Under Mount Full Extension Soft Close Drawer Glides

Concealed European Style Hinges with Soft Close Feature

UV Coated Natural Interior


½" Plywood Box with Stained Exterior

Stocking Location: Georgia



Group G2, Shaker Espresso

Solid Birch Frame with Birch Reversed Raised Center Panel
Glue & Staple or Metal Clip Assembly
Full Overlay Doors and Drawers
Under Mount Full Extension Soft Close Drawer Glides
Concealed European Style Hinges with Soft Close Feature
UV Coated Natural Interior
½" Plywood Box with Stained Exterior
Stocking Location: Georgia and Nevada



Group G2, Shaker White

Five Piece HDF Door

Glue & Staple or Metal Clip Assembly

Full Overlay Doors and Drawers


Under Mount Full Extension Soft Close Drawer Glides

Concealed European Style Hinges with Soft Close Feature

UV Coated Natural Interior

½" Plywood Box with Painted Exterior

Stocking Location: Georgia and Nevada



Group G2, Shaker Grey

Five Piece HDF Door

Glue & Staple or Metal Clip Assembly

Full Overlay Doors and Drawers

Under Mount Full Extension Soft Close Drawer Glides

Concealed European Style Hinges with Soft Close Feature

UV Coated Natural Interior

½" Plywood Box with Painted Exterior

Stocking Location: Georgia and Nevada



Group G2, Shaker Antique White

Five Piece HDF Door

Glue & Staple or Metal Clip Assembly

Full Overlay Doors and Drawers


Under Mount Full Extension Soft Close Drawer Glides

Concealed European Style Hinges with Soft Close Feature

UV Coated Natural Interior

½" Plywood Box with Painted Exterior

Stocking Location: Georgia



Group G2, Shaker Dove

Five Piece HDF Door

Glue & Staple or Metal Clip Assembly

Full Overlay Doors and Drawers

Under Mount Full Extension Soft Close Drawer Glides

Concealed European Style Hinges with Soft Close Feature

UV Coated Natural Interior

½" Plywood Box with Painted Exterior

Stocking Location: Georgia



Group G2, Sonoma Spice

Solid Birch Frame with Veneered MDF Center Panel

Glue & Staple or Metal Clip Assembly

Full Overlay Doors and Drawers

Under Mount Epoxy Drawer Glides

Concealed European Style Hinges

UV Coated Natural Interior

½" Plywood Box with Stained Exterior

Stocking Location: Georgia and Nevada



Group G2, Sonoma Mocha

Solid Birch Frame with Veneered MDF Center Panel

Glue & Staple or Metal Clip Assembly

Full Overlay Doors and Drawers


Under Mount Epoxy Drawer Glides

Concealed European Style Hinges

UV Coated Natural Interior

½" Plywood Box with Stained Exterior

Stocking Location: Georgia and Nevada



Group G2, Sonoma White

Five Piece HDF Door

Glue & Staple or Metal Clip Assembly

Full Overlay Doors and Drawers

Under Mount Epoxy Drawer Glides

Concealed European Style Hinges

UV Coated Natural Interior

½" Plywood Box with Painted Exterior

Stocking Location: Georgia and Nevada



Group TN, Calumet Ivory

Doors: All wood, 6-way adjustable concealed soft-close hinges

Cabinet box: 1/2" plywood, birch veneer w/ natural UV finish on both exterior and interior

Frame: solid wood, 1.5" wide, semi-dovetail joints with the box

Drawer: 5/8" solid wood, dovetail construction, clear UV finish, all-steel full extension soft-close glides

Shelves: engineered wood w/ birch veneer on the top, bottom, and front edge



Group TN, Calumet Mocha

Doors: All wood, 6-way adjustable concealed soft-close hinges

Cabinet box: 1/2" plywood, birch veneer w/ natural UV finish on both exterior and interior

Frame: solid wood, 1.5" wide, semi-dovetail joints with the box

Drawer: 5/8" solid wood, dovetail construction, clear UV finish, all-steel full extension soft-close glides

Shelves: engineered wood w/ birch veneer on the top, bottom, and front edge



Group TN, Arlington Oatmeal

Doors: All wood, 6-way adjustable concealed soft-close hinges

Cabinet box: 1/2" plywood, birch veneer w/ natural UV finish on both exterior and interior

Frame: solid wood, 1.5" wide, semi-dovetail joints with the box

Drawer: 5/8" solid wood, dovetail construction, clear UV finish, all-steel full extension soft-close glides

Shelves: engineered wood w/ birch veneer on the top, bottom, and front edge



Group TN, Belmont Gibraltar Gray

Doors: All wood, 6-way adjustable concealed soft-close hinges

Cabinet box: 1/2" plywood, birch veneer w/ natural UV finish on both exterior and interior

Frame: solid wood, 1.5" wide, semi-dovetail joints with the box

Drawer: 5/8" solid wood, dovetail construction, clear UV finish, all-steel full extension soft-close glides

Shelves: engineered wood w/ birch veneer on the top, bottom, and front edge



Group TN, Saratoga Cinnamon

Doors: All wood, 6-way adjustable concealed soft-close hinges

Cabinet box: 1/2" plywood, birch veneer w/ natural UV finish on both exterior and interior

Frame: solid wood, 1.5" wide, semi-dovetail joints with the box

Drawer: 5/8" solid wood, dovetail construction, clear UV finish, all-steel full extension soft-close glides

Shelves: engineered wood w/ birch veneer on the top, bottom, and front edge



Group TN, Avalon Ashen

Doors: All wood, 6-way adjustable concealed soft-close hinges

Cabinet box: 1/2" plywood, birch veneer w/ natural UV finish on both exterior and interior

Frame: solid wood, 1.5" wide, semi-dovetail joints with the box

Drawer: 5/8" solid wood, dovetail construction, clear UV finish, all-steel full extension soft-close glides

Shelves: engineered wood w/ birch veneer on the top, bottom, and front edge



Group TN, Liberty Shaker Espresso


Doors: All wood, 6-way adjustable concealed soft-close hinges

Cabinet box: 1/2" plywood, birch veneer w/ natural UV finish on both exterior and interior

Frame: solid wood, 1.5" wide, semi-dovetail joints with the box

Drawer: 5/8" solid wood, dovetail construction, clear UV finish, all-steel full extension soft-close glides

Shelves: engineered wood w/ birch veneer on the top, bottom, and front edge



Group TN, Liberty Shaker Gray


Doors: All wood, 6-way adjustable concealed soft-close hinges

Cabinet box: 1/2" plywood, birch veneer w/ natural UV finish on both exterior and interior

Frame: solid wood, 1.5" wide, semi-dovetail joints with the box

Drawer: 5/8" solid wood, dovetail construction, clear UV finish, all-steel full extension soft-close glides

Shelves: engineered wood w/ birch veneer on the top, bottom, and front edge



Group TN, Liberty Shaker White

Doors: All wood, 6-way adjustable concealed soft-close hinges

Cabinet box: 1/2" plywood, birch veneer w/ natural UV finish on both exterior and interior

Frame: solid wood, 1.5" wide, semi-dovetail joints with the box

Drawer: 5/8" solid wood, dovetail construction, clear UV finish, all-steel full extension soft-close glides

Shelves: engineered wood w/ birch veneer on the top, bottom, and front edge



Group TN, Portland Chestnut

Doors: All wood, 6-way adjustable concealed soft-close hinges

Cabinet box: 1/2" plywood, birch veneer w/ natural UV finish on both exterior and interior

Frame: solid wood, 1.5" wide, semi-dovetail joints with the box

Drawer: 5/8" solid wood, dovetail construction, clear UV finish, all-steel full extension soft-close glides

Shelves: engineered wood w/ birch veneer on the top, bottom, and front edge



Group TN, Providence Espresso

Doors: All wood, 6-way adjustable concealed soft-close hinges

Cabinet box: 1/2" plywood, birch veneer w/ natural UV finish on both exterior and interior

Frame: solid wood, 1.5" wide, semi-dovetail joints with the box

Drawer: 5/8" solid wood, dovetail construction, clear UV finish, all-steel full extension soft-close glides

Shelves: engineered wood w/ birch veneer on the top, bottom, and front edge



Group TN, Providence White


Doors: All wood, 6-way adjustable concealed soft-close hinges

Cabinet box: 1/2" plywood, birch veneer w/ natural UV finish on both exterior and interior

Frame: solid wood, 1.5" wide, semi-dovetail joints with the box

Drawer: 5/8" solid wood, dovetail construction, clear UV finish, all-steel full extension soft-close glides

Shelves: engineered wood w/ birch veneer on the top, bottom, and front edge



Group TN, Sonoma Espresso

Doors: All wood, 6-way adjustable concealed soft-close hinges

Cabinet box: 1/2" plywood, birch veneer w/ natural UV finish on both exterior and interior

Frame: solid wood, 1.5" wide, semi-dovetail joints with the box

Drawer: 5/8" solid wood, dovetail construction, clear UV finish, all-steel full extension soft-close glides

Shelves: engineered wood w/ birch veneer on the top, bottom, and front edge

Group J, Salem Cherry

Stained exterior, natural maple interior

Solid maple frame and door stiles, 3/4" x 1 1/2" mortise & tenon

1/2" plywood sides, backs, tops, and bottoms

Standard (1/2") overlay door, veneered MDF recessed panel

Concealed cup hinge, 105 degree opening, 3-dimensional adjustment (side, depth and height)

Rabbit joint drawer, 1 piece slab head, 5/8" solid wood sides, 1/4" plywood bottom with wood veneer, 3/4

extension side mount epoxy-coated drawer glides

5/8" thick plywood shelves with wood veneer, edge banded front

Group J, Salem Brown

Stained exterior, natural maple interior

Solid maple frame and door stiles, 3/4" x 1 1/2" mortise & tenon

1/2" plywood sides, backs, tops, and bottoms

Standard (1/2") overlay door, veneered MDF recessed panel

Concealed cup hinge, 105 degree opening, 3-dimensional adjustment (side, depth and height)

Rabbit joint drawer, 1 piece slab head, 5/8" solid wood sides, 1/4" plywood bottom with wood veneer, 3/4

extension side mount epoxy-coated drawer glides

5/8" thick plywood shelves with wood veneer, edge banded front

Group J, Bristol Golden

Stained exterior, natural maple interior

Solid maple frame and door stiles, 3/4" x 1 1/2" mortise & tenon

1/2" plywood sides, backs, tops, and bottoms

Standard (1/2") overlay door, veneered MDF recessed panel

Concealed cup hinge, 105 degree opening, 3-dimensional adjustment (side, depth and height)

Rabbit joint drawer, 1 piece slab head, 5/8" solid wood sides, 1/4" plywood bottom with wood veneer, 3/4

extension side mount epoxy-coated drawer glides

5/8" thick plywood shelves with wood veneer, edge banded front

Group J, Bristol Cherry

Stained exterior, natural maple interior

Solid maple frame and door stiles, 3/4" x 1 1/2" mortise & tenon

1/2" plywood sides, backs, tops, and bottoms

Standard (1/2") overlay door, veneered MDF recessed panel

Concealed cup hinge, 105 degree opening, 3-dimensional adjustment (side, depth and height)

Rabbit joint drawer, 1 piece slab head, 5/8" solid wood sides, 1/4" plywood bottom with wood veneer, 3/4

extension side mount epoxy-coated drawer glides

5/8" thick plywood shelves with wood veneer, edge banded front

Group J, Bristol Brown

Stained exterior, natural maple interior

Solid maple frame and door stiles, 3/4" x 1 1/2" mortise & tenon

1/2" plywood sides, backs, tops, and bottoms

Standard (1/2") overlay door, veneered MDF recessed panel

Concealed cup hinge, 105 degree opening, 3-dimensional adjustment (side, depth and height)

Rabbit joint drawer, 1 piece slab head, 5/8" solid wood sides, 1/4" plywood bottom with wood veneer, 3/4

extension side mount epoxy-coated drawer glides

5/8" thick plywood shelves with wood veneer, edge banded front

Group J, Amesbury Golden

Stained exterior, natural maple interior

Solid maple frame and door stiles, 3/4" x 1 1/2" mortise & tenon

1/2" plywood sides, backs, tops, and bottoms

Full overlay door, veneered MDF recessed panel

Concealed cup hinge, 105 degree opening, 3-dimensional adjustment (side, depth and height)

Dovetail drawer, 1 piece slab head, 3/4" solid wood sides, 3/8" plywood bottom with wood veneer, steel

undermount drawer glides, full extension, soft-closing glides with clips

3/4" thick plywood shelves with wood veneer, edge banded front

Group J, Amesbury Cherry

Stained exterior, natural maple interior

Solid maple frame and door stiles, 3/4" x 1 1/2" mortise & tenon

1/2" plywood sides, backs, tops, and bottoms

Full overlay door, veneered MDF recessed panel

Concealed cup hinge, 105 degree opening, 3-dimensional adjustment (side, depth and height)

Dovetail drawer, 1 piece slab head, 3/4" solid wood sides, 3/8" plywood bottom with wood veneer, steel

undermount drawer glides, full extension, soft-closing glides with clips

3/4" thick plywood shelves with wood veneer, edge banded front

Group J, Amesbury Brown

Stained exterior, natural maple interior

Solid maple frame and door stiles, 3/4" x 1 1/2" mortise & tenon

1/2" plywood sides, backs, tops, and bottoms

Full overlay door, veneered MDF recessed panel

Concealed cup hinge, 105 degree opening, 3-dimensional adjustment (side, depth and height)

Dovetail drawer, 1 piece slab head, 3/4" solid wood sides, 3/8" plywood bottom with wood veneer, steel

undermount drawer glides, full extension, soft-closing glides with clips

3/4" thick plywood shelves with wood veneer, edge banded front

Group J, Amesbury Espresso

Stained exterior, natural maple interior

Solid maple frame and door stiles, 3/4" x 1 1/2" mortise & tenon

1/2" plywood sides, backs, tops, and bottoms

Full overlay door, veneered MDF recessed panel

Concealed cup hinge, 105 degree opening, 3-dimensional adjustment (side, depth and height)

Dovetail drawer, 1 piece slab head, 3/4" solid wood sides, 3/8" plywood bottom with wood veneer, steel

undermount drawer glides, full extension, soft-closing glides with clips

3/4" thick plywood shelves with wood veneer, edge banded front

Group J, Quincy Golden

Stained exterior, natural maple interior

Solid maple frame and door stiles, 3/4" x 1 1/2" mortise & tenon

1/2" plywood sides, backs, tops, and bottoms

Full overlay door, veneered MDF recessed panel

Concealed cup hinge, 105 degree opening, 3-dimensional adjustment (side, depth and height)

Dovetail drawer, 5 piece head, 3/4" solid wood sides, 3/8" plywood bottom with wood veneer, steel

undermount drawer glides, full extension, soft-closing glides with clips

3/4" thick plywood shelves with wood veneer, edge banded front

Group J, Quincy Cherry

Stained exterior, natural maple interior

Solid maple frame and door stiles, 3/4" x 1 1/2" mortise & tenon

1/2" plywood sides, backs, tops, and bottoms

Full overlay door, veneered MDF recessed panel

Concealed cup hinge, 105 degree opening, 3-dimensional adjustment (side, depth and height)

Dovetail drawer, 5 piece head, 3/4" solid wood sides, 3/8" plywood bottom with wood veneer, steel

undermount drawer glides, full extension, soft-closing glides with clips

3/4" thick plywood shelves with wood veneer, edge banded front

Group J, Quincy Brown

Stained exterior, natural maple interior

Solid maple frame and door stiles, 3/4" x 1 1/2" mortise & tenon

1/2" plywood sides, backs, tops, and bottoms

Full overlay door, veneered MDF recessed panel

Concealed cup hinge, 105 degree opening, 3-dimensional adjustment (side, depth and height)

Dovetail drawer, 5 piece head, 3/4" solid wood sides, 3/8" plywood bottom with wood veneer, steel

undermount drawer glides, full extension, soft-closing glides with clips

3/4" thick plywood shelves with wood veneer, edge banded front

Group J, Quincy Espresso

Stained exterior, natural maple interior

Solid maple frame and door stiles, 3/4" x 1 1/2" mortise & tenon

1/2" plywood sides, backs, tops, and bottoms

Full overlay door, veneered MDF recessed panel

Concealed cup hinge, 105 degree opening, 3-dimensional adjustment (side, depth and height)

Dovetail drawer, 5 piece head, 3/4" solid wood sides, 3/8" plywood bottom with wood veneer, steel

undermount drawer glides, full extension, soft-closing glides with clips

3/4" thick plywood shelves with wood veneer, edge banded front

Group J, Plymouth White

White paint exterior, natural maple interior

Solid maple frame and door stiles, 3/4" x 1 1/2" mortise & tenon

1/2" plywood sides, backs, tops, and bottoms

Full overlay door, MDF recessed panel

Concealed cup hinge, 105 degree opening, 3-dimensional adjustment (side, depth and height)

Dovetail drawer, 1 piece slab head, 3/4" solid wood sides, 3/8" plywood bottom with wood veneer, steel

undermount drawer glides, full extension, soft-closing glides with clips

3/4" thick plywood shelves with wood veneer, edge banded front

Group J, Norwich Slab

Light gray paint exterior, natural maple interior

Solid maple frame and door stiles, 3/4" x 1 1/2" mortise & tenon

1/2" plywood sides, backs, tops, and bottoms

Full overlay door, MDF recessed panel

Soft closing Concealed cup hinge, 105 degree opening, 3-dimensional adjustment (side, depth and height)

Dovetail drawer, 1 piece slab head, 3/4" solid wood sides, 3/8" plywood bottom with wood veneer, steel undermount drawer glides, full extension, soft-closing glides with clips

3/4" thick plywood shelves with wood veneer, edge banded front

Group J, Norwich Recessed

Light gray paint exterior, natural maple interior

Solid maple frame and door stiles, 3/4" x 1 1/2" mortise & tenon

1/2" plywood sides, backs, tops, and bottoms

Full overlay door, MDF recessed panel

Soft closing Concealed cup hinge, 105 degree opening, 3-dimensional adjustment (side, depth and height)

Dovetail drawer, 5 piece head with MDF recessed panel, 3/4" solid wood sides, 3/8" plywood bottom with wood veneer, steel undermount drawer glides, full extension, soft-closing glides with clips

3/4" thick plywood shelves with wood veneer, edge banded front

Group J, Trenton Slab

Ivory paint exterior, natural maple interior

Solid maple frame and door stiles, 3/4" x 1 1/2" mortise & tenon

1/2" plywood sides, backs, tops, and bottoms

Full overlay door, MDF recessed panel

Soft closing Concealed cup hinge, 105 degree opening, 3-dimensional adjustment (side, depth and height)

Dovetail drawer, 1 piece slab head, 3/4" solid wood sides, 3/8" plywood bottom with wood veneer, steel undermount drawer glides, full extension, soft-closing glides with clips

3/4" thick plywood shelves with wood veneer, edge banded front

Group J, Trenton Recessed

Ivory paint exterior, natural maple interior

Solid maple frame and door stiles, 3/4" x 1 1/2" mortise & tenon

1/2" plywood sides, backs, tops, and bottoms

Full overlay door, MDF recessed panel

Soft closing Concealed cup hinge, 105 degree opening, 3-dimensional adjustment (side, depth and height)

Dovetail drawer, 5 piece head with MDF recessed panel, 3/4" solid wood sides, 3/8" plywood bottom with wood veneer, steel undermount drawer glides, full extension, soft-closing glides with clips

3/4" thick plywood shelves with wood veneer, edge banded front

Group J, Yarmouth Slab

Ivory paint exterior, natural maple interior

Solid maple frame and door stiles, 3/4" x 1 1/2" mortise & tenon

1/2" plywood sides, backs, tops, and bottoms

Full overlay door, MDF raised panel

Soft closing Concealed cup hinge, 105 degree opening, 3-dimensional adjustment (side, depth and height)

Dovetail drawer, 1 piece slab head, 3/4" solid wood sides, 3/8" plywood bottom with wood veneer, steel undermount drawer glides, full extension, soft-closing glides with clips

3/4" thick plywood shelves with wood veneer, edge banded front

Group J, Yarmouth Recessed

Ivory paint exterior, natural maple interior

Solid maple frame and door stiles, 3/4" x 1 1/2" mortise & tenon

1/2" plywood sides, backs, tops, and bottoms

Full overlay door, MDF raised panel

Soft closing Concealed cup hinge, 105 degree opening, 3-dimensional adjustment (side, depth and height)

Dovetail drawer, 5 piece head with MDF recessed panel, 3/4" solid wood sides, 3/8" plywood bottom with wood veneer, steel undermount drawer glides, full extension, soft-closing glides with clips

3/4" thick plywood shelves with wood veneer, edge banded front

Group J, Yarmouth Raised

Ivory paint exterior, natural maple interior

Solid maple frame and door stiles, 3/4" x 1 1/2" mortise & tenon

1/2" plywood sides, backs, tops, and bottoms

Full overlay door, MDF raised panel

Soft closing Concealed cup hinge, 105 degree opening, 3-dimensional adjustment (side, depth and height)

Dovetail drawer, 5 piece head with MDF raised panel, 3/4" solid wood sides, 3/8" plywood bottom with wood veneer, steel undermount drawer glides, full extension, soft-closing glides with clips

3/4" thick plywood shelves with wood veneer, edge banded front



Group M, Lenox Linen Glazed

Cabinet Box: 1/2", 7 ply, plywood

Drawer Box: 5/8" solid wood, dovetailed

Drawer Slide: Full Extension, Under Mount, Soft Close

Wood Species: Russian Birch

Door Hinge: DTC 6 Way Adjustable, Soft Close

Shelves, Adjustable, 3/4" Plywood

Cabinet Interior Finish: Natural

Cabinet Exterior Finish: Country Linen to Match Doors

Finish Color: Country Linen

Glazing: Yes: Wiped Lines

Base Corner Blocks: 3/4" Plywood

Face Frame: 1 1/2" Rails and Stiles, Solid Wood

Door: 9 Piece Raised Panel with Applied Molding

Drawer Head: 9 Piece Raised Panel with Applied Molding

Approvals: KCMA, CARB, E-1

Assembly: Glue and Staples, No Cams or Brackets

Full Overlay; No Center Stiles

Stocking Location: Missouri



Group M, Ritz Espresso Glazed

Cabinet Box: 1/2", 7 ply, plywood

Drawer Box: 5/8" solid wood, dovetailed

Drawer Slide: Full Extension, Under Mount, Soft Close

Wood Species: Russian Birch

Door Hinge: DTC 6 Way Adjustable, Soft Close

Shelves, Adjustable, 5/8" Plywood

Cabinet Interior Finish: Natural

Cabinet Exterior Finish: Espresso to Match Doors

Finish Color: Espresso

Glazing: Yes Wiped

Base Corner Blocks: Plastic

Face Frame: 1 1/2" Rails and Stiles, Solid Wood

Door: 9 Piece Raised Panel Miter


Drawer Head: 9 Piece Miter

Approvals: KCMA, CARB, E-1

Assembly: Glue and Staples, No Cams or Brackets

Full Overlay; No Center Stiles

Stocking Location: Missouri



Group M, Shaker Bourbon

Cabinet Box: 1/2", 7 ply, plywood

Drawer Box: 5/8" solid wood, dovetailed

Drawer Slide: Full Extension, Under Mount, Soft Close

Wood Species: Russian Birch

Door Hinge: DTC 6 Way Adjustable, Soft Close

Shelves, Adjustable, 3/4" Plywood

Cabinet Interior Finish: Natural

Cabinet Exterior Finish: Bourbon to Match Doors

Finish Color: Bourbon

Glazing: No

Base Corner Blocks: 3/4" Plywood

Face Frame: 1 1/2" Rails and Stiles, Solid Wood

Door: 5 Piece with Solid Center Panel; 3 1/2" Stiles and Rails

Drawer Head: Slab or Five Piece

Approvals: KCMA, CARB, E-1

Assembly: Glue and Staples, No Cams or Brackets

Full Overlay; No Center Stiles

Stocking Location: Missouri



Group M, White Slab Shaker

Cabinet Box: 1/2", 7 ply, plywood

Drawer Box: 5/8" solid wood, dovetailed

Drawer Slide: Full Extension, Under Mount, Soft Close

Wood Species: Russian Birch

Door Hinge: DTC 6 Way Adjustable, Soft Close

Shelves, Adjustable, 3/4" Plywood

Cabinet Interior Finish: Natural

Cabinet Exterior Finish: White to Match Doors

Finish Color: White

Glazing: No

Base Corner Blocks: 3/4" Plywood

Face Frame: 1 1/2" Rails and Stiles, Solid Wood

Door: 5 Piece with Solid Center Panel; 3 1/2" Stiles and Rails

Drawer Head: Slab or Five Piece

Approvals: KCMA, CARB, E-1

Assembly: Glue and Staples, No Cams or Brackets

Full Overlay; No Center Stiles

Stocking Location: Missouri



Group M, Lenox Mocha Glazed

- Cabinet Box: 1/2", 7 ply, plywood
- Drawer Box: 5/8" solid wood, dovetailed
- Drawer Slide: Full Extension, Under Mount, Soft Close
- Wood Species: Russian Birch
- Door Hinge: DTC 6 Way Adjustable, Soft Close
- Shelves, Adjustable, 5/8" Plywood
- Cabinet Interior Finish: Natural
- Cabinet Exterior Finish: Mocha to Match Doors
- Finish Color: Mocha
- Glazing: Yes, Black Lines
- Base Corner Blocks: Plastic
- Face Frame: 1 1/2" Rails and Stiles, Solid Wood
- Door: 9 Piece Raised Panel with Applied Molding
- Drawer Head: 9 Piece Raised Panel with Applied Molding
- Approvals: KCMA, CARB, E-1
- Assembly: Glue and Staples, No Cams or Brackets
- Full Overlay; No Center Stiles
- Stocking Location: Missouri



Group M, Lenox Café Glazed

Cabinet Box: 1/2", 7 ply, plywood

Drawer Box: 5/8" solid wood, dovetailed

Drawer Slide: Full Extension, Under Mount, Soft Close

Wood Species: Russian Birch

Door Hinge: DTC 6 Way Adjustable, Soft Close

Shelves, Adjustable, 5/8" Plywood

Cabinet Interior Finish: Natural

Cabinet Exterior Finish: Cafe to Match Doors

Finish Color: Cafe

Glazing: Yes, Black Lines

Base Corner Blocks: Plastic

Face Frame: 1 1/2" Rails and Stiles, Solid Wood

Door: 9 Piece Raised Panel with Applied Molding

Drawer Head: 9 Piece Raised Panel with Applied Molding

Approvals: KCMA, CARB, E-1

Assembly: Glue and Staples, No Cams or Brackets

Full Overlay; No Center Stiles

Stocking Location: Missouri



Group M, Bailey Espresso

Cabinet Box: 1/2", 7 ply, plywood

Drawer Box: 5/8" solid wood, dovetailed

Drawer Slide: Full Extension, Under Mount, Soft Close

Wood Species: Chinese Birch

Door Hinge: DTC 6 Way Adjustable, Soft Close

Shelves, Adjustable, 3/4" Plywood

Cabinet Interior Finish: Natural

Cabinet Exterior Finish: Espresso to Match Doors

Finish Color: Espresso

Glazing: No

Base Corner Blocks: 3/4" Plywood

Face Frame: 1 1/2" Rails and Stiles, Solid Wood

Door: 5 Piece Recessed Panel

Drawer Head: 5 Piece Recessed Panel

Approvals: KCMA, CARB, E-1

Assembly: Glue and Staples, No Cams or Brackets

Full Overlay; No Center Stiles

Stocking Location: Missouri



Group G3, Essex Cherry

Solid Maple Dovetail Face Frame

Solid Maple Rails And Stiles

5/8" Dovetailed Plywood Side Panel

Dovetailed Plywood Back Panel With 3/4 Nailer Strip

Solid Wood Door And Drawer Heads Covered With A Maple Veneer

Solid Wood 5/8" Dovetail Drawer

5/16" Plywood Drawer Bottom

Under Mounted Full Extension Soft Close Drawer Slides

European Style Integrated Adjustable Soft Close Door Hinge

UV Coated Natural Interior, Exterior, and Drawers

Stocking Location: Georgia



Group G3, Hanover Honey

Solid Maple Dovetail Face Frame

Solid Maple Rails And Stiles

5/8" Dovetailed Plywood Side Panel

Dovetailed Plywood Back Panel With 3/4 Nailer Strip

Solid Wood Door And Drawer Heads Covered With A Maple Veneer

Solid Wood 5/8" Dovetail Drawer

5/16" Plywood Drawer Bottom

Under Mounted Full Extension Soft Close Drawer Slides

European Style Integrated Adjustable Soft Close Door Hinge

UV Coated Natural Interior, Exterior, and Drawers

Stocking Location: Georgia



Group G3, Manchester Antique White

Solid Maple Dovetail Face Frame

Solid Maple Rails And Stiles

1/2" Dovetailed Plywood Side Panel

Dovetailed Plywood Back Panel With 3/4 Nailer Strip

Solid Wood Door And Drawer Heads Covered With A Maple Veneer

Solid Wood 5/8" Dovetail Drawer


5/16" Plywood Drawer Bottom

Under Mounted Full Extension Soft Close Drawer Slides

European Style Integrated Adjustable Soft Close Door Hinge

Painted Interior, Exterior, and Drawers

Stocking Location: Georgia



Group G3, Manhattan Espresso

Solid Maple Dovetail Face Frame

Solid Maple Rails And Stiles

5/8" Dovetailed Plywood Side Panel

Dovetailed Plywood Back Panel With 3/4 Nailer Strip

Solid Wood Door And Drawer Heads Covered With A Maple Veneer

Solid Wood 5/8" Dovetail Drawer

5/16" Plywood Drawer Bottom

Under Mounted Full Extension Soft Close Drawer Slides

European Style Integrated Adjustable Soft Close Door Hinge

Stained Exterior, UV Coated Natural Interior and Drawers

Stocking Location: Georgia



Group G3, Mediterranean Chocolate

Solid Maple Dovetail Face Frame

Solid Maple Rails And Stiles

5/8" Dovetailed Plywood Side Panel

Dovetailed Plywood Back Panel With 3/4 Nailer Strip

Solid Wood Door And Drawer Heads Covered With A Maple Veneer

Solid Wood 5/8" Dovetail Drawer


5/16" Plywood Drawer Bottom

Under Mounted Full Extension Soft Close Drawer Slides

European Style Integrated Adjustable Soft Close Door Hinge

Stained Interior, Exterior, and Drawers

Stocking Location: Georgia



Group G3, Shaker White

Solid Maple Dovetail Face Frame

Solid Maple Rails And Stiles

5/8" Dovetailed Plywood Side Panel

Dovetailed Plywood Back Panel With 3/4 Nailer Strip

Solid Wood Door And Drawer Heads Covered With A Maple Veneer

Solid Wood 5/8" Dovetail Drawer

5/16" Plywood Drawer Bottom

Under Mounted Full Extension Soft Close Drawer Slides

European Style Integrated Adjustable Soft Close Door Hinge

Painted White Exterior and Interior (kitchen),

UV Coated Natural Interior Drawers and Interior (vanities)

Stocking Location: Georgia



Group MI, Bristol Antique White

Wood Species: Birch

Door Style: Solid Wood Full Overlay, Raised Panel with Glazing)

Box Construction: 1/2" Solid Plywood

Box Assembly Method: Dovetail

Drawer Glide: Full Extension, Soft Close Under-Mount

Drawer Head: Solid Wood, 5-Piece, Engineered Center Panel (Matches Door)

Drawer Construction: 5/8" Solid Wood, Dovetail Construction

Hinge: Soft Close Adjustable

Cabinet Interior: Natural UV Coated

Cabinet Exterior: Matching Door Finish

Delivery: 1-14 Business Days

Stocking Location: Georgia



Group MI, Bristol Chocolate

Wood Species: Birch

Door Style: Solid Wood Full Overlay, Raised Panel with Glazing

Box Construction: 1/2" Solid Plywood

Box Assembly Method: Dovetail

Drawer Glide: Full Extension, Soft Close Under-Mount Drawer

Head : Solid Wood, 5-Piece (Matches Door)

Drawer Construction: 5/8" Solid Wood, Dovetail Construction

Hinge: 5/8" Soft Close Adjustable

Cabinet Interior: Natural UV Coated

Cabinet Exterior: Matching Door Finish

Delivery: 1-14 Business Days

Stocking Location: Georgia



Group MI, Charleston Antique White

Wood Species: Birch

Door Style: Solid Wood Full Overlay, Raised Panel with Glazing)

Box Construction: 1/2" Solid Plywood

Box Assembly Method: Dovetail

Drawer Glide: Full Extension, Soft Close Under-Mount

Drawer Head: Solid Wood, 5-Piece, Engineered Center Panel (Matches Door)

Drawer Construction: 5/8" Solid Wood, Dovetail Construction

Hinge: Soft Close Adjustable

Cabinet Interior: Natural UV Coated

Cabinet Exterior: Matching Door Finish

Delivery: 1-14 Business Days

Stocking Location: Michigan



Group MI, Charleston Cherry

Wood Species: Birch

Door Style: Solid Wood Full Overlay, Raised Panel with Glazing

Box Construction: 1/2" Solid Plywood

Box Assembly Method: Dovetail

Drawer Glide: Full Extension, Soft Close Under-Mount

Drawer Head: Solid Wood, 5-Piece (Matches Door)

Drawer Construction: 5/8" Solid Wood, Dovetail Construction

Hinge: Soft Close Adjustable

Cabinet Interior: Natural UV Coated

Cabinet Exterior: Matching Door Finish

Delivery: 1-14 Business Days

Stocking Location: Michigan



Group MI, Charleston Saddle

Wood Species: North American Maple

Door Style: Solid Wood Full Overlay, Raised Panel with Glazing

Box Construction: 1/2" Solid Plywood

Box Assembly Method: Dovetail

Drawer Glide: Full Extension, Soft Close Under-Mount Drawer

Head : Solid Wood, 5-Piece (Matches Door)

Drawer Construction: 5/8" Solid Wood, Dovetail Construction

Hinge: 5/8" Soft Close Adjustable

Cabinet Interior: Natural UV Coated

Cabinet Exterior: Matching Door Finish

Delivery: 1-14 Business Days

Stocking Location: Michigan



Group MI, Charleston Toffee

Wood Species: North American Maple

Door Style: Solid Wood Full Overlay, Raised Panel with Glazing

Box Construction: 1/2" Solid Plywood

Box Assembly Method: Dovetail

Drawer Glide: Full Extension, Soft Close Under-Mount

Drawer Head: Solid Wood, 5-Piece (Matches Door)

Drawer Construction: 5/8" Solid Wood, Dovetail Construction


Hinge: Soft Close Adjustable

Cabinet Interior: Natural UV Coated

Cabinet Exterior: Matching Door Finish

Delivery: 1-14 Business Days

Stocking Location: Michigan



Group MI, York Antique White

Wood Species: Birch

Door Style: Full Overlay, Raised Panel with Glazing (Engineered Center Panel)

Box Construction: 1/2" Solid Plywood

Box Assembly Method: Dovetail

Drawer Glide: Full Extension, Soft Close Under-Mount

Drawer Head: 5-Piece, Engineered Center Panel (Matches Door)

Drawer Construction: 5/8" Solid Wood, Dovetail Construction

Hinge: Soft Close Adjustable

Cabinet Interior: Natural UV Coated

Cabinet Exterior: Matching Door Finish

Delivery: 1-14 Business Days

Stocking Location: Michigan



Group MI, York Chocolate

Wood Species: Birch

Door Style: Full Overlay, Raised Panel with Glazing (Engineered Center Panel)

Box Construction: 1/2" Solid Plywood

Box Assembly Method: Dovetail

Drawer Glide: Full Extension, Soft Close Under-Mount

Drawer Head: 5-Piece, Engineered Center Panel (Matches Door)

Drawer Construction: 5/8" Solid Wood, Dovetail Construction

Hinge: Soft Close Adjustable

Cabinet Interior: Natural UV Coated

Cabinet Exterior: Matching Door Finish

Delivery: 1-14 Business Days

Stocking Location: Georgia



Group MI, York Saddle

Wood Species: North American Maple

Door Style: Full Overlay, Raised Panel with Glazing (Engineered Center Panel)

Box Construction: 1/2" Solid Plywood

Box Assembly Method: Dovetail

Drawer Glide: Full Extension, Soft Close Under-Mount

Drawer Head: 5-Piece, Engineered Center Panel (Matches Door)

Drawer Construction: 5/8" Solid Wood, Dovetail Construction

Hinge: Soft Close Adjustable

Cabinet Interior: Natural UV Coated

Cabinet Exterior: Matching Door Finish

Delivery: 1-14 Business Days

Stocking Location: Michigan



Group MI, Shaker Cinnamon

Wood Species: North American Maple

Door Style: Full Overlay, Raised Panel with Glazing (Engineered Center Panel)

Box Construction: 1/2" Solid Plywood

Box Assembly Method: Dovetail

Drawer Glide: Full Extension, Soft Close Under-Mount

Drawer Head: 5-Piece, Engineered Center Panel (Matches Door)

Drawer Construction: 5/8" Solid Wood, Dovetail Construction


Hinge: Soft Close Adjustable

Cabinet Interior: Natural UV Coated

Cabinet Exterior: Matching Door Finish

Delivery: 1-14 Business Days

Stocking Location: Georgia



Group MI, Shaker Espresso

Wood Species: Birch

Door Style: Full Overlay, Raised Panel with Glazing (Engineered Center Panel)

Box Construction: 1/2" Solid Plywood

Box Assembly Method: Dovetail

Drawer Glide: Full Extension, Soft Close Under-Mount

Drawer Head: 5-Piece, Engineered Center Panel (Matches Door)

Drawer Construction: 5/8" Solid Wood, Dovetail Construction


Hinge: Soft Close Adjustable

Cabinet Interior: Natural UV Coated

Cabinet Exterior: Matching Door Finish

Delivery: 1-14 Business Days

Stocking Location: Michigan



Group MI, White Shaker Elite

Wood Species: Birch

Door Style: Full Overlay, Flat Panel (Engineered Center Panel)

Box Construction: 1/2" Solid Plywood

Box Assembly Method: Dovetail

Drawer Glide: Full Extension, Soft Close Under-Mount

Drawer Head: 5-Piece, Engineered Center Panel (Matches Door)

Drawer Construction: 5/8" Solid Wood, Dovetail Construction


Hinge: Soft Close Adjustable

Cabinet Interior: Natural UV Coated

Cabinet Exterior: Matching Door Finish

Delivery: 1-14 Business Days

Stocking Location: Michigan



Group MI, Key Largo White

Wood Species: Birch

Door Style: Full Overlay, Raised Panel (HDF Engineered Door)

Box Construction: 1/2" Solid Plywood

Box Assembly Method: Metal Clip

Drawer Glide: Full Extension, Soft Close Under-Mount

Drawer Head: 5-Piece, Engineered Center Panel (Matches Door)

Drawer Construction: 5/8" Solid Wood, Dovetail Construction

Hinge: 6-way Adjustable, Soft Close Adjustable

Cabinet Interior: Natural UV Coated

Cabinet Exterior: Matching Door Finish

Delivery: 1-14 Business Days

Stocking Location: Florida



Group MI, Madison Chocolate

Wood Species: Birch

Door Style: Full Overlay, Raised Panel with Glazing (Engineered Center Panel)

Box Construction: 1/2" Solid Plywood

Box Assembly Method: Metal Clip

Drawer Glide: Side-Mount Epoxy/Upgradeable to Soft Close (\$30 per Drawer)

Drawer Head: 5-Piece, Engineered Center Panel (Matches Door)

Drawer Construction: 5/8" Solid Wood, Dovetail Construction

Hinge: 6-way Adjustable, Concealed Cup Hinge/Upgradeable to Soft Close (\$5 per Door)

Cabinet Interior: Natural UV Coated

Cabinet Exterior: Matching Door Finish

Delivery: 1-14 Business Days

Stocking Location: Michigan & Georgia



Group MI, Madison Toffee

Wood Species: Birch

Door Style: Full Overlay, Raised Panel with Glazing (Engineered Center Panel)

Box Construction: 1/2" Solid Plywood

Box Assembly Method: Metal Clip

Drawer Glide: Side-Mount Epoxy/Upgradeable to Soft Close (\$30 per Drawer)

Drawer Head: 5-Piece, Engineered Center Panel (Matches Door)

Drawer Construction: 5/8" Solid Wood, Dovetail Construction


Hinge: 6-way Adjustable, Concealed Cup Hinge/Upgradeable to Soft Close (\$5 per Door)

Cabinet Interior: Natural UV Coated

Cabinet Exterior: Matching Door Finish

Delivery: 1-14 Business Days

Stocking Location: Michigan & Georgia



Group G4, Shaker White

Cabinet box: full overlay, 3/8" sides, 1/8" back with 3/8" hanging rail, 5/8" shelves, dado joints

Frame: 3/4" thick solid hardwood, 1-1/2" wide rails and stiles, mortise and tenon joints


Drawer box: full overlay, 9/16" with undermount epoxy slides, 1/4" thick bottom, rabbet joints

Door and drawer front: 5-piece, 3/4" thick, 2-1/4" wide stiles and rails, mortise and tenon joints, 1/4" thick center panel; European fully-concealed four-way adjustable hinges

Finish: exterior same as doors and frame; interior clear

Optional soft-close doors and drawers

Stocking Location: Georgia



Group G4, Shaker Grey

Cabinet box: full overlay, 3/8" sides, 1/8" back with 3/8" hanging rail, 5/8" shelves, dado joints

Frame: 3/4" thick solid hardwood, 1-1/2" wide rails and stiles, mortise and tenon joints

Drawer box: full overlay, 9/16" with undermount epoxy slides, 1/4" thick bottom, rabbet joints

Door and drawer front: 5-piece, 3/4" thick, 2-1/4" wide stiles and rails, mortise and tenon joints, 1/4" thick center panel; European fully-concealed four-way adjustable hinges

Finish: exterior same as doors and frame; interior clear

Optional soft-close doors and drawers

Stocking Location: Georgia



Group G4, Shaker Espresso

Cabinet box: full overlay, 3/8" sides, 1/8" back with 3/8" hanging rail, 1/2" shelves, dado joints

Frame: 3/4" thick solid hardwood, 1-1/2" wide rails and stiles, mortise and tenon joints

Drawer box: full overlay, 1/2" with sidemount epoxy slides, 1/4" thick bottom, rabbet joints

Door and drawer front: 5-piece, 3/4" thick, 2-1/4" wide stiles and rails, mortise and tenon joints, 1/4" thick center panel; European fully-concealed four-way adjustable hinges

Finish: exterior same as doors and frame; interior clear

Optional soft-close doors and drawers

Stocking Location: Georgia



Group MA, Nantucket Linen

All wood construction

High Density Fiberboard Raised Panel Doors and Drawer Fronts with Applied Molding

Full overlay design

3/4" Solid wood face frame

1/2" Plywood Box Construction

5/8" Adjustable shelf

6-way adjustable hinges

Solid Wood Dovetail Drawer Box

Standard Soft Close Drawer Glides

Standard Soft Close Doors

Stocking Location: Massachusetts



Group MA, Savannah Honey

All wood construction

Solid maple raised panel door & drawer front

Full overlay design

3/4" Solid wood face frame

1/2" Plywood cabinet box

5/8" Adjustable shelf

6-way adjustable hinge

Standard Plywood drawer box

Upgradeable to full extension soft close dovetail drawers

Upgradeable to soft close doors

Stocking Location: Massachusetts



Group MA, Savannah Merlot

All wood construction

Solid maple raised panel door & drawer front

Full overlay design

3/4" Solid wood face frame

1/2" Plywood cabinet box

5/8" Adjustable shelf

6-way adjustable hinge

Standard Plywood drawer box

Upgradeable to full extension soft close dovetail drawers

Upgradeable to soft close doors

Stocking Location: Massachusetts



Group MA, Newport Espresso

All wood construction

Solid maple shaker design

Full overlay door & drawer front (MDF recessed panels)

3/4" Solid wood face frame

1/2" Plywood cabinet box

5/8" Adjustable shelf

6-way adjustable hinge

Solid wood dovetail drawer box with undermount glides

Upgradeable to full extension soft close drawers

Upgradeable to soft close doors

Stocking Location: Massachusetts



Group MA, Newport Honey

All wood construction

Solid maple shaker design

Full overlay door & drawer front (MDF recessed panels)

3/4" Solid wood face frame

1/2" Plywood cabinet box

5/8" Adjustable shelf

6-way adjustable hinge

Solid wood dovetail drawer box with undermount glides

Upgradeable to full extension soft close drawers

Upgradeable to soft close doors

Stocking Location: Massachusetts



Group MA, Newport Merlot

All wood construction

Solid maple shaker design

Full overlay door & drawer front (MDF recessed panels)

3/4" Solid wood face frame

1/2" Plywood cabinet box

5/8" Adjustable shelf

6-way adjustable hinge

Solid wood dovetail drawer box with undermount glides

Upgradeable to full extension soft close drawers

Upgradeable to soft close doors

Stocking Location: Massachusetts



Group MA, Harbor White

All wood construction

Raised panel MDF door & drawer front

Full overlay design

3/4" Solid wood face frame

1/2" Plywood cabinet box

5/8" Adjustable shelf


6-way adjustable hinge

Solid wood dovetail drawer box with undermount glides

Upgradeable to full extension soft close drawers

Upgradeable to soft close doors

Stocking Location: Massachusetts



Group CA, Antique White

Wood Species: Birch

Door: Full overlay, 3/4" thick, soft close hinges

Cabinet Boxes: Top & bottom, side panels, and back panel 1/2" plywood

Frame: 3/4" solid wood, matching color wood veneer exterior, natural wood veneer interior

Drawer front: Full overlay, 3/4" thick, 5-piece construction

Drawer box: Natural wood dovetail drawer joints, 5/8" solid wood, 5/8" thick bottom panel, undermount soft-close drawer glide

Shelf: 3/4" plywood w/ natural color wood veneer, Adjustable, Concealed metal shelf pins

Certifications: Environmentally friendly, CARB (California Air Resources Board), E1 (European Standard)

Stocking Location: California



Group CA, Bristol Saddle

Wood Species: Birch

Door: Full overlay, 3/4" thick, soft close hinges

Cabinet Boxes: Top & bottom, side panels, and back panel 1/2" plywood

Frame: 3/4" solid wood, matching color wood veneer exterior, natural wood veneer interior

Drawer front: Full overlay, 3/4" thick, 5-piece construction

Drawer box: Natural wood dovetail drawer joints, 5/8" solid wood, 5/8" thick bottom panel, undermount soft-close drawer glide

Shelf: 3/4" plywood w/ natural color wood veneer, Adjustable, Concealed metal shelf pins

Certifications: Environmentally friendly, CARB (California Air Resources Board), E1 (European Standard)

Stocking Location: California



Group CA, Shaker White

Wood Species: Birch

Door: Full overlay, 3/4" thick, soft close hinges

Cabinet Boxes: Top & bottom, side panels, and back panel 1/2" plywood

Frame: 3/4" solid wood, matching color wood veneer exterior, natural wood veneer interior

Drawer front: Full overlay, 3/4" thick, 5-piece construction

Drawer box: Natural wood dovetail drawer joints, 5/8" solid wood, 5/8" thick bottom panel, undermount soft-close drawer glide

Shelf: 3/4" plywood w/ natural color wood veneer, Adjustable, Concealed metal shelf pins

Certifications: Environmentally friendly, CARB (California Air Resources Board), E1 (European Standard)

Stocking Location: California and Georgia



Group CA, Shaker Espresso

Wood Species: Birch

Door: Full overlay, 3/4" thick, soft close hinges

Cabinet Boxes: Top & bottom, side panels, and back panel 1/2" plywood

Frame: 3/4" solid wood, matching color wood veneer exterior, natural wood veneer interior


Drawer front: Full overlay, 3/4" thick, 5-piece construction

Drawer box: Natural wood dovetail drawer joints, 5/8" solid wood, 5/8" thick bottom panel, undermount soft-close drawer glide

Shelf: 3/4" plywood w/ natural color wood veneer, Adjustable, Concealed metal shelf pins

Certifications: Environmentally friendly, CARB (California Air Resources Board), E1 (European Standard)

Stocking Location: California and Georgia



Group CA, Shaker Grey

Wood Species: Birch

Door: Full overlay, 3/4" thick, soft close hinges

Cabinet Boxes: Top & bottom, side panels, and back panel 1/2" plywood

Frame: 3/4" solid wood, matching color wood veneer exterior, natural wood veneer interior

Drawer front: Full overlay, 3/4" thick, 5-piece construction

Drawer box: Natural wood dovetail drawer joints, 5/8" solid wood, 5/8" thick bottom panel, undermount soft-close drawer glide

Shelf: 3/4" plywood w/ natural color wood veneer, Adjustable, Concealed metal shelf pins

Certifications: Environmentally friendly, CARB (California Air Resources Board), E1 (European Standard)

Stocking Location: Georgia



Group G1, Shaker Saddle

3/4" Solid Wood Door with Veneered MDF Recessed Center Panel

3/4" Solid Wood Drawer Front and Face Frame

5/8" Solid Wood Dovetail Drawer with Cushion Close Under Mount Drawer Guides

Full Overlay Door and Drawer Front

True 1/2" All Wood Box Construction

True 3/4" Plywood Shelves

Natural Maple UV-Finished Interior and Exterior

Corner Blocks for Stability

6-Way Adjustable Hinges

Stocking Location: Georgia



Group G1, Charleston Chocolate Glazed

3/4" Solid Wood Door and Drawer Front with MDF Raised Center Panels

3/4" Solid Wood Face Frame

5/8" Solid Wood Dovetail Drawer with Cushion Close Under Mount Drawer Guides

Full Overlay Door and Drawer Front

True 1/2" All Wood Box Construction

True 3/4" Plywood Shelves

Natural Maple UV-Finished Interior

Corner Blocks for Stability

6-Way Adjustable Hinges

Slow Close Door Hinges

5-Piece Mitered Drawer Front

Classic Mitered Door Style

Finished Sides

Chocolate Glazed Included

Stocking Location: Georgia



Group T, Shaker Espresso

All plywood construction

Concealed full overlay

Stained interior and exterior

Undermount epoxy coated drawer slides

Cams, removable for normal construction

Plywood drawer box

Stocking Location: Texas



Group T, Wellsboro Mocha

All plywood construction

Concealed full overlay

Stained and glazed

Undermount full extension self-closing drawer slides

Metal brackets, removable for normal construction

5/8" dovetail solid wood drawer box

5-piece mitered raised panel

Stocking Location: Texas